



Operating table

# SU-10



The product was made of materials that possess antimicrobial/antibacterial properties.



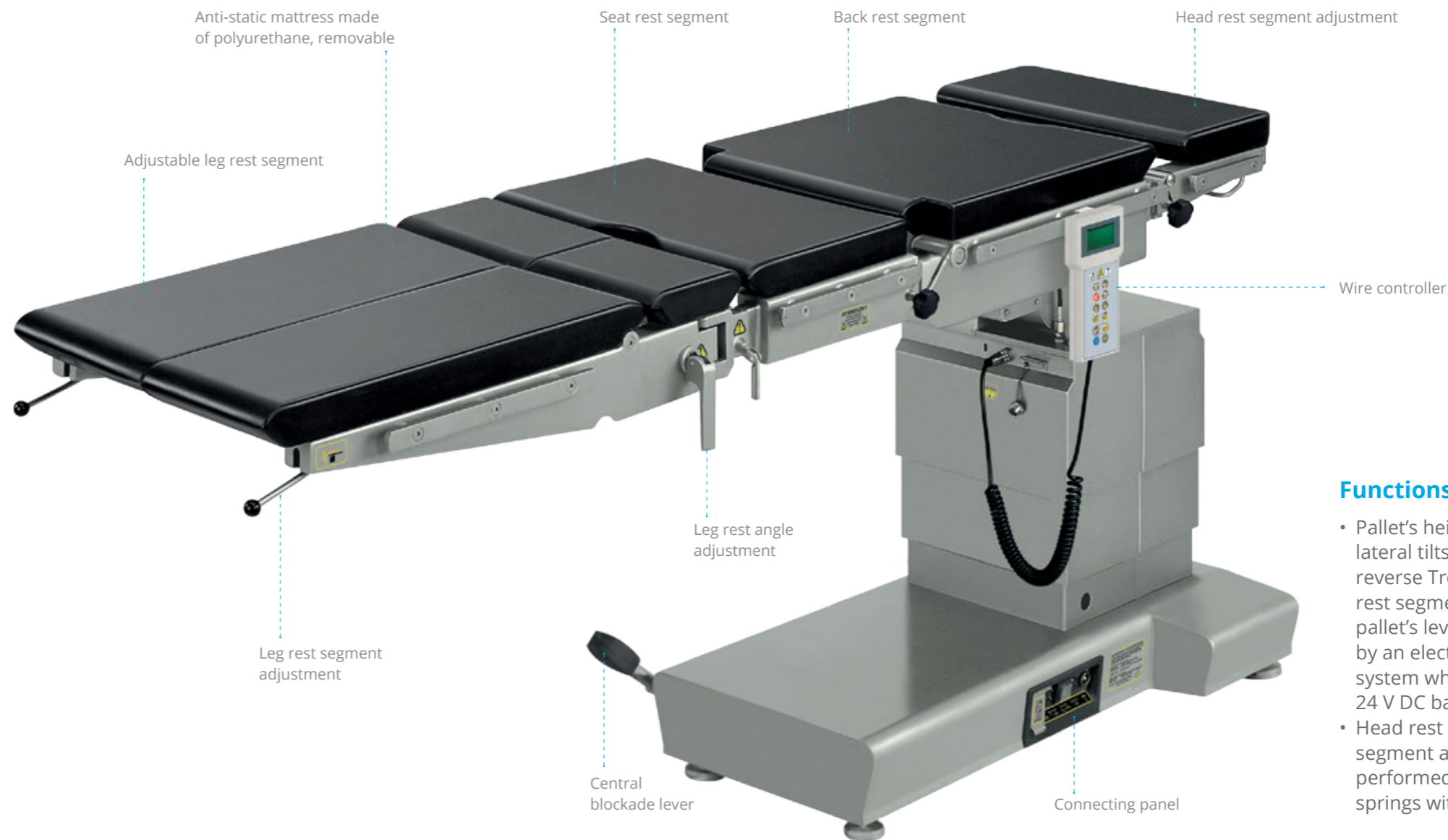
## Operating table

# SU-10

### Purpose

Operating table SU-10 is designed to support patients during operations in the range of general surgery, vascular surgery, cardiosurgery, neurosurgery, urology, proctology, gynaecology, laryngology, ophthalmology, endoscopy, laparoscopy, traumatology, oncology, dentistry, plastic surgery and others.

The entire offer of additional equipment is presented in the "Equipment for operating tables" catalogue.



### Functions and drives

- Pallet's height adjustment, lateral tilts, Trendelenburg, reverse Trendelenburg, seat rest segment adjustment, pallet's leveling are adjusted by an electro-hydraulic system which is supplied with 24 V DC batteries
- Head rest and leg rest segment adjustments are performed manually by gas springs with locking systems

### Standard structure

- The table is made of acid proof, stainless steel
- The movable base is equipped with a central locking system controlled by foot lever
- The table top does not have any metal cross-beams, which together with asymmetrically placed column enable the possibility of patient monitoring with a C arm during surgery, without any need to apply a longitudinal shift function of the table top. The table top is adapted to be used with specialized neurosurgical equipment such as Doro or Mayfield attachments
- The table top is X ray translucent. Mattresses are removable from the table top segments, seamless, antistatic and resistant to disinfecting agents
- The surfaces of the table are easy to be kept clean and immune to disinfecting agents
- To increase functionality of the table there is a possibility of exchanging the foot rest, head rest, seat rest segments

### Controllers for table SU-10



Wire controller with display function WS-62.6




Wireless controller WS-63.61 (power supply 230 V), WS-63.62 (power supply 127 V), WS-63.63 (power supply 110 V)

### Change of table top orientation by wire controller



Wire controller is equipped with two buttons, which can be used for proper operating table top positioning. They are necessary due to possibility of interchangeability of leg and head rest segments (by angle 180°)

### Execution options SU-10



Alternative drive (option)

The version with an alternative drive is equipped with two independently operating drive systems: electro-hydraulic and mechanical-hydraulic. Alternative mechanical-hydraulic system allows to perform all functions that are electrically adjusted. Respective table functions are chosen by a lever, which is located in the table's base and performed by a foot pump.



Control panel (option)

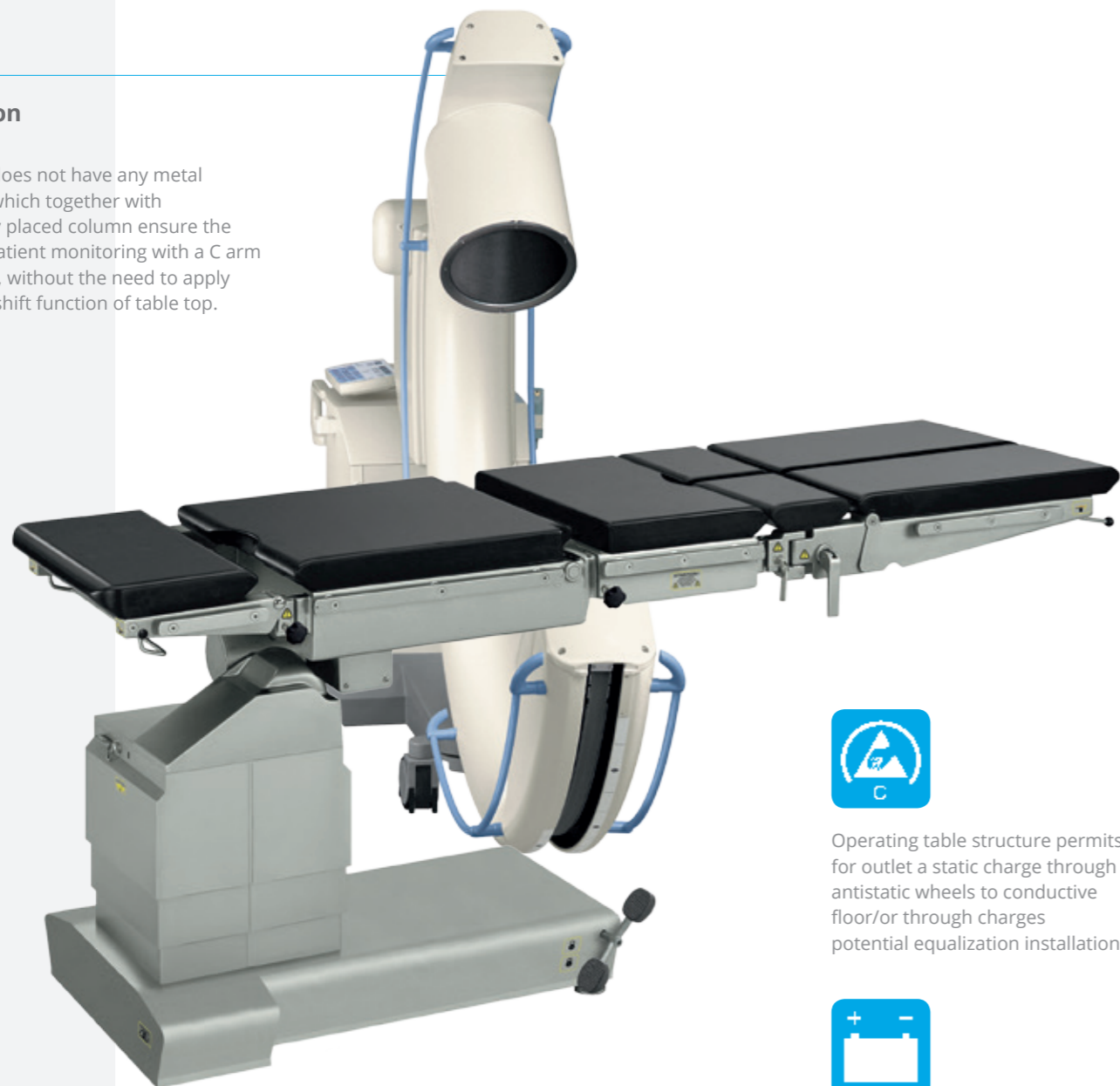
The control panel is fixed on the table column and enables to control the electro-hydraulic system. The function and information buttons on the column are identical to those on the remote control.



## Standard functions and solutions

### Co-operation with C arm

The table top does not have any metal cross-beams, which together with asymmetrically placed column ensure the possibility of patient monitoring with a C arm during surgery, without the need to apply a longitudinal shift function of table top.



Operating table structure permits for outlet a static charge through antistatic wheels to conductive floor/or through charges potential equalization installation



Battery power

### X-rays permeability



Range of X-ray permeability with use of the RTG tray



Possibility of mattress removal







### Inter-changeability of table top segments

The following segments: head rest, leg rests, seat rest are interchangeable. Merely the back rest segment is fastened to the table's column. Thanks to this feature the table top can be positioned in four different positions – as shown below.




### Inter-changeability of table top segments



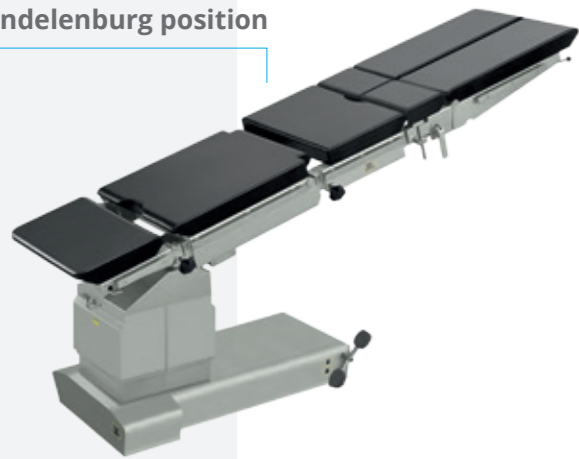


## Standard functions and solutions



Orthopaedic attachment is made of acid proof, stainless steel. It is fixed to the table top and it can be adjusted in the range of lateral and longitudinal inclination, as well as height adjustment. This configuration enables patient monitoring by a C-arm during surgery and it ensures surgeon's convenient access to operating field.

### Trendelenburg position




### Lateral tilts



### Fixed side positioning

(for kidney surgeries)



### Chair position



## Examples of use



Gynaecological position with applying gynaecological attachment WS-28.5 and knee rests WS-05.5



Chest and gall bladder surgeries



Hand surgeries (table top equipped with hand operating table WS-48.5)



Head and neck surgeries



Positioning for laparoscopic interventions (diverse side and lowering down foot steps allow to achieve anatomic positioning of the patient for intervention)

## Technical data

Total length x width of table top	2050 x 550 mm
Mattress width x thickness	500 x 50 mm
Table top height adjustment	760 to 1170 mm
Seat rest / back rest segment adjustment	-40° to +70°
Leg rest segment adjustment	-90° to +15°
Maximum leg rest segment inclination	100°
Lateral tilts	±20°
Head rest segment angle inclination	-25° to +50°
Trendelenburg position	25° / 30°
Reverse Trendelenburg position	30° / 25°
Battery power supply	24 V DC
Electric net power supply	230/127/110/100 V ~, 50/60 Hz
Power consumption	100 VA
Maximum permissible load	180 kg
Total table weight	300 kg

**Famed Żywiec Sp. z o.o.**  
ul. Fabryczna 1  
34-300 Żywiec, Poland

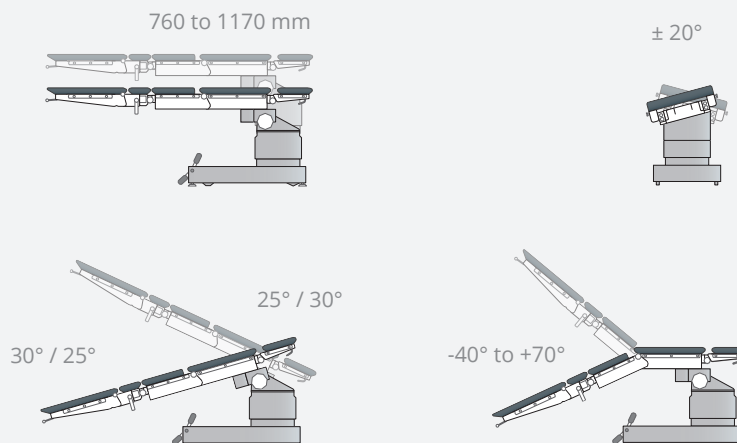
**Head Office:**  
tel.: +48 33 866 62 00  
fax: +48 33 475 58 90

**Export Department:**  
tel.: +48 33 866 62 58  
tel.: +48 33 866 62 65  
tel.: +48 33 866 62 66  
fax: +48 33 861 46 78

export@famed.com.pl  
www.famed.com.pl



Operating table functions executed with use of the hand controller



Operating table functions executed manually



The product meets the requirements of the European Directive MDD 93/42/EEC concerning safety of medical devices

Edition 10/2015/01. Famed Żywiec reserves the right to make modifications in the products in the course of technical progress. All illustrations and photos, used in this material, are for illustration and may not accurately depict the actual product.

